

wAP LTE kit / 4G kit

The wAP LTE is a small weatherproof wireless access point with a built in cellular modem that supports 2G, 3G and 4G (LTE) connectivity. Connect to the wAP's built-in 802.11b/g/n wireless and access the LTE network from your phone or any other wireless device. The wAP LTE also has one 10/100 Ethernet LAN port for your wired devices.

The weatherproof device can be mounted outside your house, in the vehicle, on your porch or anywhere else where you need wireless access from your phone or computer. It also includes a desktop stand so you can put it inside the building near a window.

LTE cards are connected to two internal antennas with u.FL connectors, so if you want, you can unplug the connectors and add your own external LTE antenna for larger coverage. Unit has the several powering options - 9-30 V PoE-in by Ethernet port, DC jack and Automotive connector, very handy in mobile devices like car, bus or train.


Four versions are available:

RBwAPR-2nD&R11e-LTE includes LTE modem that supports International LTE bands 1,2,3,7,8,20,38 and 40.

RBwAPR-2nD&R11e-LTE-US includes LTE modem that supports LTE bands 2,4,5 and 12, mostly used by mobile operators in United States, Canada and Latin America.

wAP 4G kit (RBwAPR-2nD&R11e-4G) includes LTE modem that supports LTE FDD bands 3, 7, 20 and 31 as well as LTE TDD bands 41n, 42 and 43.

RBwAPr-2nD is shipped without LTE card installed (empty miniPCI-e slot), so you can use your own LTE card.



Included



24V 0.8 A power adapter



Screw kit



PoE injector



Thermal pad



Fastening set




0.35 m 4pin Automotive adapter cable



Desktop stand



2x plastic straps



Mount base

Specifications

Product code	RBwAPR-2nD&R11e-LTE	RBwAPR-2nD&R11e-LTE-US	RBwAPR-2nD&R11e-4G
CPU	QCA9531 650 MHz		
Size of RAM	64 MB		
10/100 Ethernet ports	1		
Wireless	Built-in 2.4 GHz 802.11b/g/n, dual-chain		
Wireless regulations	Specific frequency range will be limited by country regulations		
Wireless antenna max gain	2 dBi		
LTE antenna max gain	4 dBi (with uFL connector)		
Antenna beam width	360°		
LTE category	4 (150Mbps Downlink, 50Mbps Uplink)		
3G category	R7 (21Mbps Downlinks, 5.76Mbps Uplink)	R8 (Cat24 - 42.2Mbps Downlink) R7 (Cat14 - 21.1Mbps Downlink)	-
2G category	Class12	-	-
SIM slot	1		
PoE in	Yes		
Supported input voltage	9 V - 30 V (Passive PoE)		
Dimensions	185 x 85 x 30 mm		
Operating temperature	-40°C .. +60°C tested		
Operating System	RouterOS, License level 4		
Max Power consumption	8 W		

Supported bands

RBwAPR-2nD&R11e-LTE	
LTE (FDD) bands	1(2100)/2(1900)/3(1800)/7(2600)/8(900)/20(800)
LTE (TDD) bands	38(2600)/40(2300)
3G bands	1(2100)/2(1900)/5(850)/8(900)
2G bands	2(1900)/3(1800)/5(850)/8(900)
RBwAPR-2nD&R11e-LTE-US	
LTE (FDD) bands	2(1900)/4(1700)/5(850)/12(700)
3G bands	2(1900)/5(850)
RBwAPR-2nD&R11e-4G	
LTE (FDD) bands	3/7/20/31 (1800/2600/800/450)
LTE (TDD) bands	41n/42/43 (2500/3500/3700)

Wireless specifications

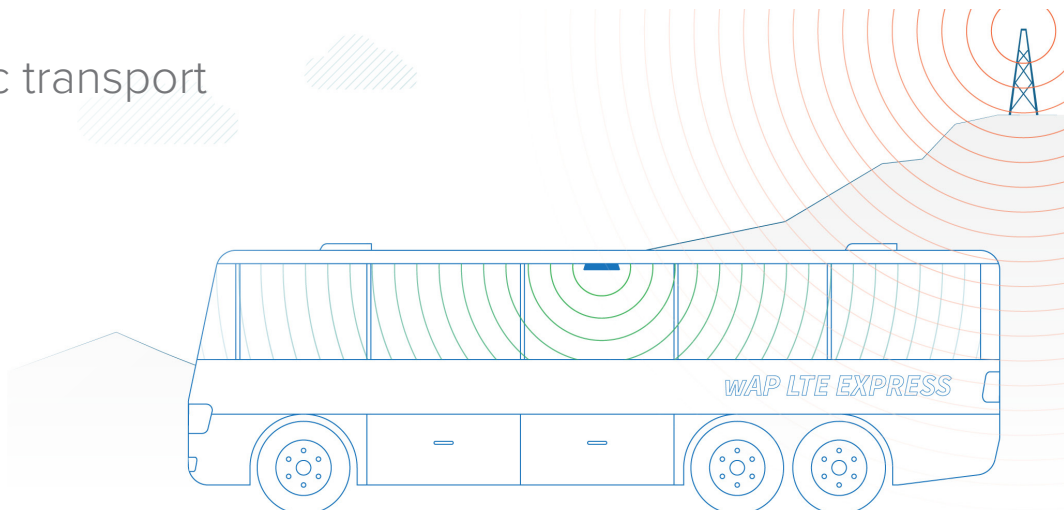
RATE	Tx (dBm)	Rx (dBm)
1MBit/s	22	-96
11MBit/s	22	-89
6MBit/s	20	-93
54MBit/s	18	-74
MCS0	20	-93
MCS7	16	-71

For home use

On the pole



On public transport



Use it on the ceiling!

The wAP comes bundled with all the necessary things to be mounted on the ceiling. Cable knockout panel provides ability to run the cable unseen through the ceiling.



Use it on the wall!

Wall mounting is easy thanks to the provided drill template and mounting screws. Everything included.